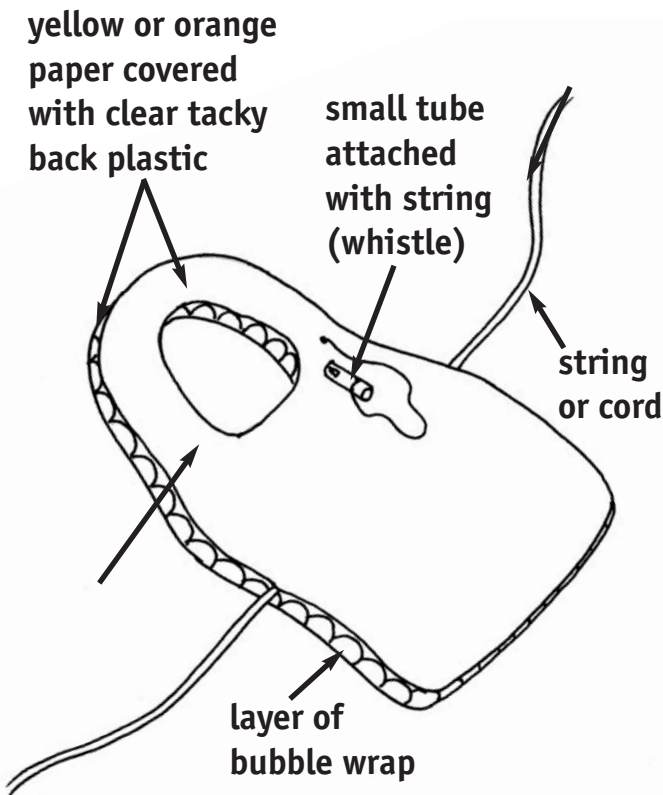
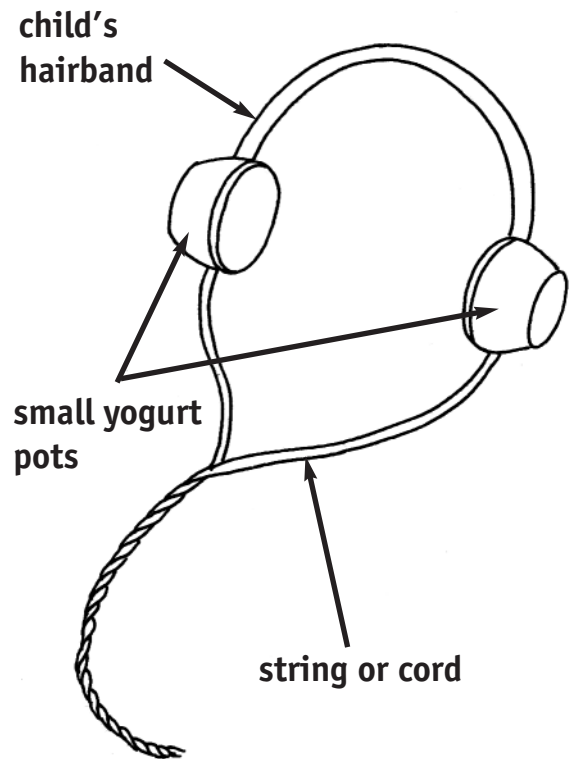


# Let's make our own!

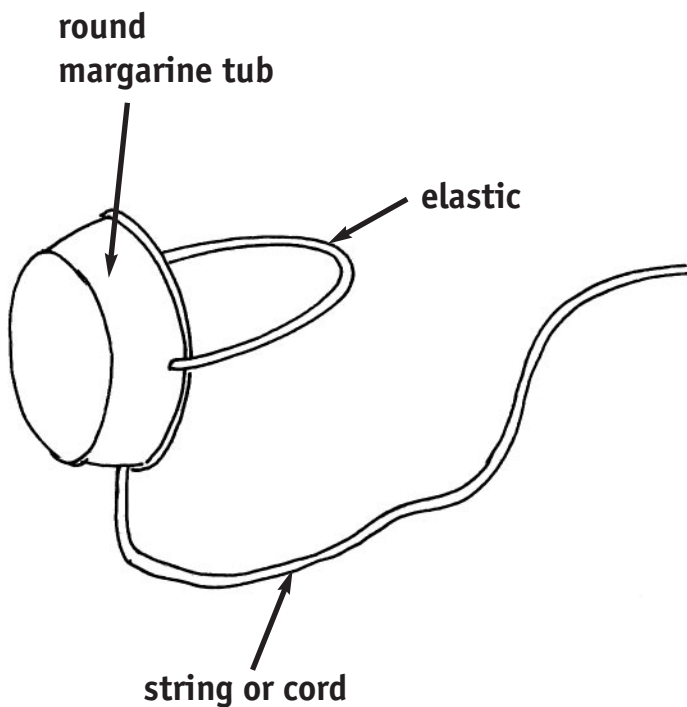
## Life Jacket



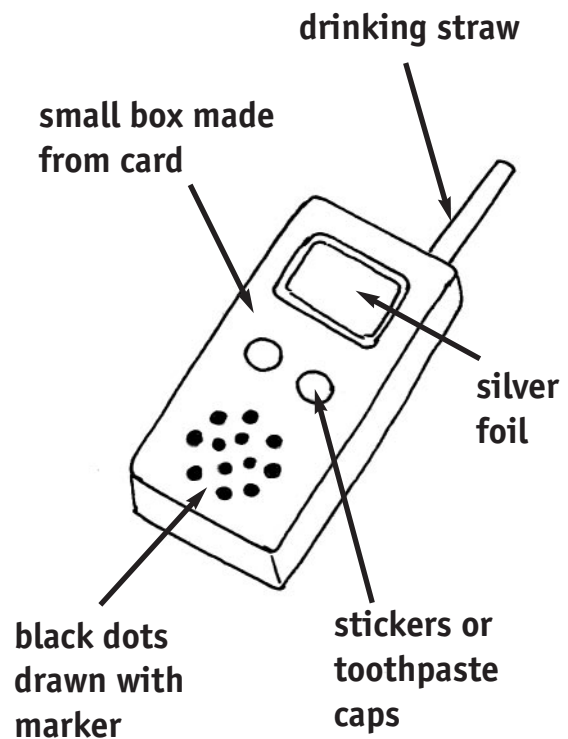
## Headphones



## Oxygen Mask



## Walkie Talkie



# Ideas for developing speaking and listening

- Make in-flight announcements
- Learn air crew phrases such as:
  - “Welcome aboard!”*
  - “The emergency exits are here and here.”*
  - “Please fasten your safety belts.”*
- Give instructions in an emergency
- Make phone calls to book a holiday
- Talk about how to be polite to passengers
- Encourage the children to be helpful to customers booking a holiday
- Give instructions in the Airport
- Talk to the passengers next to you

# Ideas for writing

Booking forms

Holiday brochure descriptions

A letter of complaint

Holiday recommendations from travellers

Instructions

Post cards home

Menus

Safety cards


Passports

Luggage labels


Holiday check-list

# Home-made Book Ideas

---



1. Cut two pieces of card into required shape.
2. Then use one piece of card as template for paper.
3. Sew or staple paper and card together.



# Let's talk

Use one of these starting points to broaden your children's use of language. The following can be used as initial talking points before play begins:


You have just arrived at the Airport and you can't find your passport.



If you won a competition to go on a free holiday anywhere in the world where would you like to go?



Your plane is delayed because of fog at the Airport. You have to wait for 6 hours! What are you going to do?



You arrive at your destination and your bags have been lost. You have no more clothes. What are you going to do?

