

# Albert's tuneful trunk!

The fun has just begun!

Teacher/Librarian resources

**Neil Griffiths**

Illustrated by  
**Judith Blake**



# Albert's tuneful trunk! – Teacher/Librarian resources

The following set of free downloadable resources for teachers and library staff will guarantee your storytimes are fun from start to finish! Designed to support storytelling at its best, we offer ideas on ways to introduce the story and how to involve the children in it. We have also provided suggestions on how to exploit the story, helping you assess the children's understanding of the storyline, and how to read the story aloud to ensure the children are fully engaged. But storytime shouldn't just end with the story. With this in mind, we have provided a set of role-play and curriculum starting points and highly enjoyable craft and game activities to ensure the fun really has just begun!

## Introducing the story

---

- Show a collection of curly items.
- Start to eat a Curly Wurly® chocolate bar!
- Play some Glen Miller-style music to create an atmosphere.
- Hum or whistle a tune to yourself!
- Blow a paper party blowout noisemaker.

## Questions to ask before the story begins

---

- Play some Glen Miller-style music and ask: *What instruments can you hear?*
- *Who has seen an elephant? Where?*
- *What are elephants' trunks used for?*
- *What do you think this story might be about?*
- *What does tuneful mean?*

## Some read-aloud ideas

---

- As you read the opening page, walk around as if you are following someone. Also, point your finger and twist and spiral it in the air like Albert's trunk. Do this each time the word *curl* appears in the story. Put your hands on your hips crossly when saying:  
*Your trunk will stay curly ...*
- On the page beginning *At night time*, twist your finger again, then put both hands to the side of your head to show you are going to sleep.
- Make splashing and sucking noises on the page where Albert is in the water with his uncle. Laugh as you read the word *tickle*.

# Albert's tuneful trunk! – Teacher/Librarian resources

- Point your finger angrily on the page beginning *Well, yes, you've guessed it*. Pretend to be Albert's mum and dad.
- Act out some of the pictures on the page beginning *His family did all they could to straighten it ...* You could have a tug of war. Mime stretching, hanging and flattening!
- Laugh uncontrollably when the elephant herd laugh at Albert.
- Let out a trumpeting blast on the page beginning *Albert was cross*. Then play *Albert's Safari Melody*, which can be found on the CD-ROM at the back of the book. Repeat on the next page, but use *Albert's Jungle Melody*.
- Play *Albert's Safari Swing*, which can be found on the CD-ROM at the back of the book. Dance when you read the page beginning *It was so beautiful that the whole herd began to dance*.
- On the last page, wrap your arms around objects, or around each other.

## Questions to ask as you read the story

(to encourage prediction, careful listening and to hold attention)

---

- *Why didn't Albert listen to his mum? Are there times when you don't listen?*
- *Do you do anything to help you drop off to sleep?*
- *What do you think might happen to Albert's trunk?*
- *Can you think of things in our home that Albert could curl his trunk around?*
- *What will happen to Albert's trunk? How will they straighten it?*
- *Has anyone made fun of you?*
- *Why is Albert playing beautiful music now?*
- *Does this music make you want to dance?*
- *Would you like to be in a band? What instrument would you like to play?*

## If re-reading the story

---

- Let the children curl their arms and fingers around each other.
- Encourage them to dance.

## Questions to ask after you have read the story

(to assess understanding and memory)

---

Ask some of the following questions in any order.

- *When did Albert like to curl his trunk?*
- *Why didn't he listen to his mum or dad?*
- *What did his mum, dad and uncle tell him?*
- *How did they try to straighten his trunk?*

# Albert's tuneful trunk! – Teacher/Librarian resources

- *What happened when Albert played a beautiful tune?*
- *What are the rest of the herd now trying to do?*

## Enjoying the illustrations

---

- *How many curly trunks can you count in the story?*
- *How many stars are there in the night sky?*
- Turn to the page beginning *Soon, the whole jungle heard about Albert's ...* Look closely at the two pages together. Close the book and ask the following questions.

*How many monkeys were there?*

*Who was Albert dancing with?*

*Who was holding the lion's hand?*

## Imaginative role-play

---

### Ideas for instant role-play:

- Make space for a dance floor.
- Have a disco.
- Suck up drinks through curly straws.
- Roll out Plasticine® or dough into 'trunk' shapes, then curl them up and straighten them again.
- Put curlers in your hair!
- Curl up to read!

## Role-play areas to create

---

- A jungle.
- A dance school.
- Trunk straighteners.
- A music rehearsal room.
- A musical instrument shop.

## Small world areas to create

---

- A jungle in the sand tray.
- An elephant bath in the water tray.
- Draw musical notations with fingers in the sand.

# Albert's tuneful trunk! – Teacher/Librarian resources

## Outdoor play

---

- Have water fun with hoses and water guns.
- Draw water patterns with a hose on the playground.
- Have an 'elephant wash' (like a car wash, but for elephants instead).
- Draw spirals and twists and curls with chalk on the playground.
- Have an outdoor dance!

## Visits and visitors

---

- A zoo.
- A music shop.
- A trumpet player.
- A dance instructor.

## Other similar stories to enjoy

---

*A Quiet Night In* – Jill Murphy (Walker Books)

*Five Minutes' Peace* – Jill Murphy (Walker Books)

*Elmer stories* – David McKee (Andersen Press)

## Rhymes to enjoy

---

*An elephant goes like this and that*

*One grey elephant*

*Down in the jungle*

## Non-fiction themes

---

- Jungles
- Elephants
- Dance
- Orchestras and bands
- Musical instruments
- Things that curl!

# Albert's tuneful trunk! – Teacher/Librarian resources

## Communication, language and literacy

---

### Word fun

Talk about the meaning of these words together:

tuneful   warned   pretend   straighten   uncontrollable   blast   trumpeting   entire

Now make a list of as many 'curly' things as you can, e.g. tails, liquorice, etc.

Finally, create a pictorial musical dictionary together, e.g. **A** is for alto saxophone, **B** is for bass drum, **C** is for cymbal, etc.

### Rhyme

What words rhyme with the following: trunk, straight, tune, dance, band?

### Emergent writing / Mark-making / Writing

- Write words in 'curly' writing.
- Make curly patterns in sand, salt and mud.
- Write a letter to an orchestra asking them questions.
- Write to Neil Griffiths at [neil@cornertolearn.co.uk](mailto:neil@cornertolearn.co.uk). (He will always reply.)

### Discussion time

Talk about:

- Doing as you are told and listening to adults.
- Discuss times you have got into trouble because you didn't listen.
- Talk about being made fun of.
- Talk about special talents.

## Mathematical development

---

- Explore spirals, curls and patterns.
- Draw and measure straight lines.
- Use hoses and water guns. Who can squirt the furthest?
- Explore empty and full.

## Creative development

---

- Paint a jungle scene.
- Create 'modern art' by blowing wet paint from a straw onto paper (adult supervision will be required for this activity).
- Draw 'spiral' patterns with chinks, paints, crayons, etc. onto different surfaces.
- Blow powder paint across paper with a straw to create 'splatter' patterns.
- Make elephant trunk puppets using long socks!

**The fun has just begun!**

# Albert's tuneful trunk! – Teacher/Librarian resources

## Story crafts

---

- Make your own dangling spirals using **ALB 1**.
- Make an elephant mobile using **ALB 2**.
- Make a musical note mobile using **ALB 3**.
- Create jungle flowers using **ALB 4**.
- Enjoy colouring in **ALB 5**.

## Book games

---

- Play **Pin the trunk on Albert** using **ALB 6**.
- Play **Whose trunk is in the bucket?** using **ALB 7**.
- Find out who has the longest trunk using **ALB 8**.
- Enjoy completing the Albert jigsaw puzzle using **ALB 9**.

## Book fun!

---

- Make your own bookmark and badge using **ALB 10**.
- Make Albert and his mum and dad finger puppets using **ALB 11**. Put your fingers through the holes for trunks!

## Song and dance time!

---

Sing to the tune of *The farmer's in his den*. It can be printed off using **ALB12**.

### I'm curling up my trunk

#### V1

*I'm curling up my trunk,  
I'm curling up my trunk,  
E-I-Adio, I'm curling up my trunk.*

#### V2

*Your trunk will stay like that,  
Your trunk will stay like that,  
E-I-Adio, your trunk will stay like that.*

#### V3

*I like it just like this,  
I like it just like this,  
E-I-Adio, I like it just like this.*

#### V4

*Oh, no, it won't uncurl!  
Oh, no, it won't uncurl!  
E-I-Adio, oh, no, it won't uncurl!*

#### V5


*We warned you, didn't we?  
We warned you, didn't we?  
E-I-Adio, we warned you, didn't we?*

# Albert's tuneful trunk! – Teacher/Librarian resources


Play *Albert's Safari Swing* and *Albert's Jungle Jive*, which can be found on the CD-ROM at the back of the book, and try these different dance moves to the music:




Twirl arms around each other.




Twirl fingers around each other.



Twirl fingers with arms up in the air.



One arm out like a trunk and sway it up and down.




One arm out like a trunk and sway it from side to side.




Pretend to play a trumpet. One hand at the mouth, the other plays keys.

The fun has just begun!


# Albert's tuneful trunk! – Teacher/Librarian resources



Twirl your partner around.




Twist your partner around by the waist, using two hands.



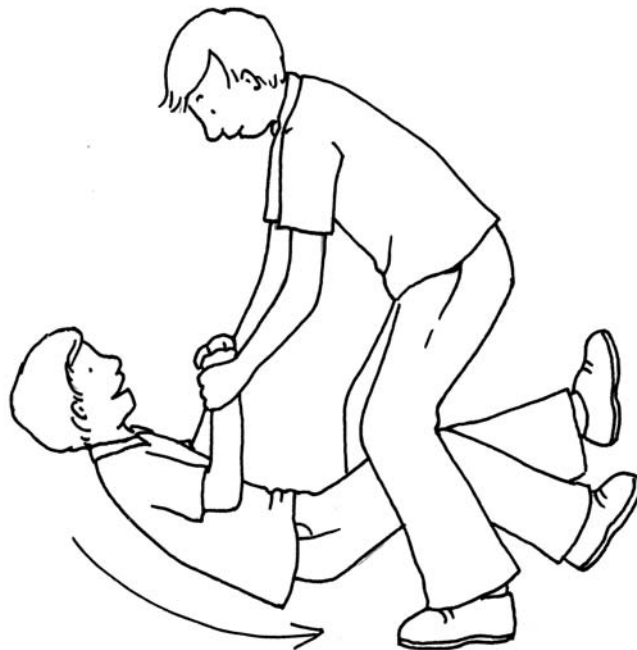
Follow your partner, holding back of trousers.

The fun has just begun!

# Albert's tuneful trunk! – Teacher/Librarian resources



Stretch their trunk!  
Hold your partner's hand with both hands.



Slide partner between your legs.

## Snack time

---

- Peel apples and oranges to make spirals from the skin (adults will need to do this).
- Make spirals with icing tubes on biscuits and cakes!
- Eat curly pieces of liquorice!

The fun has just begun!

Dear Parents / Carers,

Today we have been reading a book called *Albert's tuneful trunk!* by Neil Griffiths (Red Robin Books). It is about an elephant who keeps curling up his trunk! His mum and dad warn him it will stay like that, and of course it does!

If you have time, it would be wonderful if you could do some of the activities listed as a follow-up:

- Ask your child to tell you what they can remember about the story.
- Find out about elephants from books, encyclopedias or the Internet.
- Find 'curly' things around the house or outdoors.
- Play 'dance' music with trumpets in it as Albert could play a trumpet tune from his trunk!
- Squirt water from a hose or water gun like a trunk does!
- Make spiral patterns on paper.

Thank you so much for your support!

**The FUN has just begun!**