

# Itchy Bear

---

The fun has just begun!

Parent resources



**Neil Griffiths**

Illustrated by

**Judith Blake**



# Itchy Bear – Parent resources

As our title suggests, the following set of free resources for parents and carers will guarantee that your storytimes at home are fun from start to finish! Designed to help parents make the most of storytimes, we have provided suggestions for questions that you can ask your child, to help get them fully involved in the story. We have also provided you with ideas on how to read the story aloud. But storytime shouldn't just end with the story. With this in mind, we have included a set of craft and game activities to ensure the fun really has just begun!

## Introducing the story

---

- Use a back scratcher.
- Begin scratching in front of your child uncontrollably!
- Play Copy me! You scratch a part of your body and they follow!

## Questions to ask before the story begins

---

- *What makes you itchy?*
- *Can your child tell you anything about bears?*
- *Has your child seen a real bear? Where?*
- *Who is the author of this story?*

## Some read-aloud ideas

---

- Scratch every time you read *itchy, itch* or *scratch!*
- Snore on the page beginning *Bear was enjoying a nice long sleep.*
- Ask your child to join in with the scratching. *It started between his toes ...*, etc.
- Really make the most of saying *Oooh, lovely.* Encourage your child to say it.
- Scratch bottoms on the floor when Itchy Bear scratches his.
- Look really sad each time you say *Oh dear* throughout the story.
- Emphasise the words *Mmm, wonderful.*
- Keep adding twitawoo owl sounds amongst the owl's words, or use a whistle.
- Ask your child to push their tummy out as far as they can and sway it as if scratching when Itchy Bear scratches his tummy.
- Emphasise the words *Ahhh, heavenly.*
- Use a tiny high voice for the millipede!

# Itchy Bear – Parent resources

- Get your child to patter their hands or feet, like apples falling.
- Peep over the top of the book, or under it, as if you are Itchy Bear under the pile of apples.
- Munch an apple on the last page and try and say *Delicious* with a mouthful of apple.
- Let your child try!

## Questions to ask as you read the story

(to encourage prediction, careful listening and to hold attention)

---

- *Why is Itchy Bear itchy?*
- *Where do you think Itchy Bear will find to do some scratching? What could he scratch on?*
- *Where do moles live?*
- *Oh no! Who might Itchy Bear disturb by scratching his ear on that branch?*
- *What do we call creatures who like to sleep in the day and come out at night?*
- *Do you know any other creatures that do this?*
- *Is anyone hiding in the log? Who?*
- *Who is hiding in the twigs?*
- *How many legs does a millipede have?*
- *Will Itchy Bear be able to scratch his back without more trouble?*

## Questions to ask after you have read the story

(to assess understanding and memory)

---

Ask some of the following questions in any order:

- *What disturbed Itchy Bear's sleep?*
- *Who lived under the rock?*
- *What part of Itchy Bear's body gets scratched by a log?*
- *How did Itchy Bear scratch his back?*
- *Who lived under a pile of twigs?*
- *How did the apples taste?*

## Enjoying the illustrations

---

Let your child look carefully at the inside front cover. Now ask these questions:

- *Where was the caterpillar?*
- *How many bees did you see?*
- *What other insects were there?*
- *What was flying above a daisy?*

# Itchy Bear – Parent resources

- Now go on a bug hunt throughout the story!
- Turn to the last but one page: *This just isn't my day*. Let your child look carefully. Close the book. Can they now guess how many apples there were?

## Imaginative role-play

---

### Ideas for instant role-play:

- Go on a bear hunt! Use **ITCH 1**.
- Go on a bug hunt!
- Take torches and go on a night adventure to look for nocturnal creatures.
- Find places to hibernate!
- Have a pretend apple shop to play in.
- Act out the story, taking the parts of the creatures. You and your child could also be the rock, branch, log, twig pile and tree! Use the mask set **ITCH 2**.

## Story crafts

---

- Make a butterfly puppet using **ITCH 3**.
- Make an Itchy Bear puppet using **ITCH 4**.
- Make a set of finger puppets for role-play using **ITCH 5**.

## Book games

---

- Play **Super sequencers!** using **ITCH 6**. Can you sequence the characters in the correct order they appeared in the story? Who can do it the quickest? Time each other.
- Play **Magic matchers!** using **ITCH 6** and **ITCH 7**. Who can sequence the characters to their homes the quickest?
- Play **Perfect pairs!** using **ITCH 6** and **ITCH 7**.
- Play **Jigsaw race!** using **ITCH 8**. Who can complete the jigsaws the quickest?

## Book fun!

---

- Make your own bookmark and badge using **ITCH 9**.

## Snack time

---

- Eat apples cut into halves and quarters.
- Eat butterfly cakes (made by your child).
- Decorate a digestive biscuit to make it look like a butterfly. Use icing and iced and jelly shapes.
- Drink apple juice.

The fun has just begun!

# Itchy Bear – Parent resources

## Song and dance time!

Sing to the tune of *Head, shoulders, knees and toes*. (It can be printed off using **ITCH 10**.)

### Chin and tummy

*Chin, tummy,  
Ears and toes,  
Ears and toes.  
Chin, tummy,  
Ears and toes,  
Ears and toes.  
Arm and bottom, knees and eyes,  
Chin, tummy,  
Ears and toes,  
Ears and toes.*

Sing to the tune of *If you're happy and you know it*. (It can be printed off using **ITCH 11**.) Repeat for *bottom/rock, tummy/log* and *toes/twig*.

### If you're itchy and you know it!

#### V1

*If you're itchy and you know it, itch your ears,  
If you're itchy and you know it, itch your ears,  
If you're itchy and you know it, and you really want to show it,  
If you're itchy and you know it, itch your ears.*

#### V2

*If you're itchy and you know it, find a branch,  
If you're itchy and you know it, find a branch,  
If you're itchy and you know it, and you really want to scratch it,  
If you're itchy and you know it, find a branch.*


Sing to the tune of *Old MacDonald had a farm*. (It can be printed off using **ITCH 12**.)

### Itchy Bear had an itch!

*Itchy Bear, he had an itch and he found a rock.  
And on that rock he placed his bottom, ready for a scratch.  
With a scratch, scratch here and a scratch, scratch there.  
Here a scratch, there a scratch, everywhere a scratch, scratch.  
Itchy Bear, he had an itch, but it now has gone!*

# Paw print trail


Copy and cut out the paw prints, then lay a trail to follow.



# Role-play masks

Itch 2

Colour in and cut out the masks, then re-enact the story.




**Itchy Bear**

# Role-play masks

Itch 2

Colour in and cut out the masks, then re-enact the story.

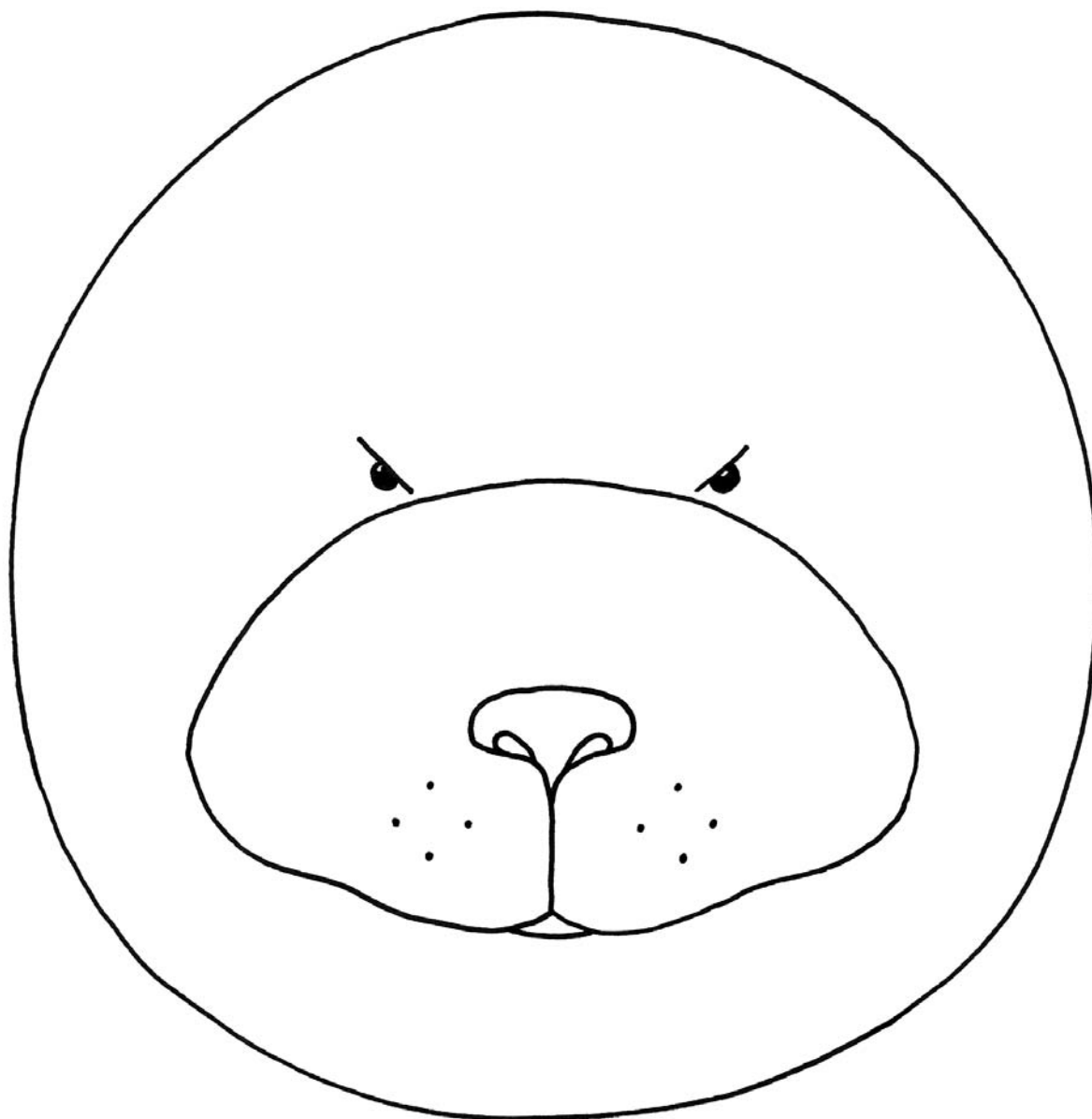


Millipede

# Role-play masks

Itch 2

Colour in and cut out the masks, then re-enact the story.

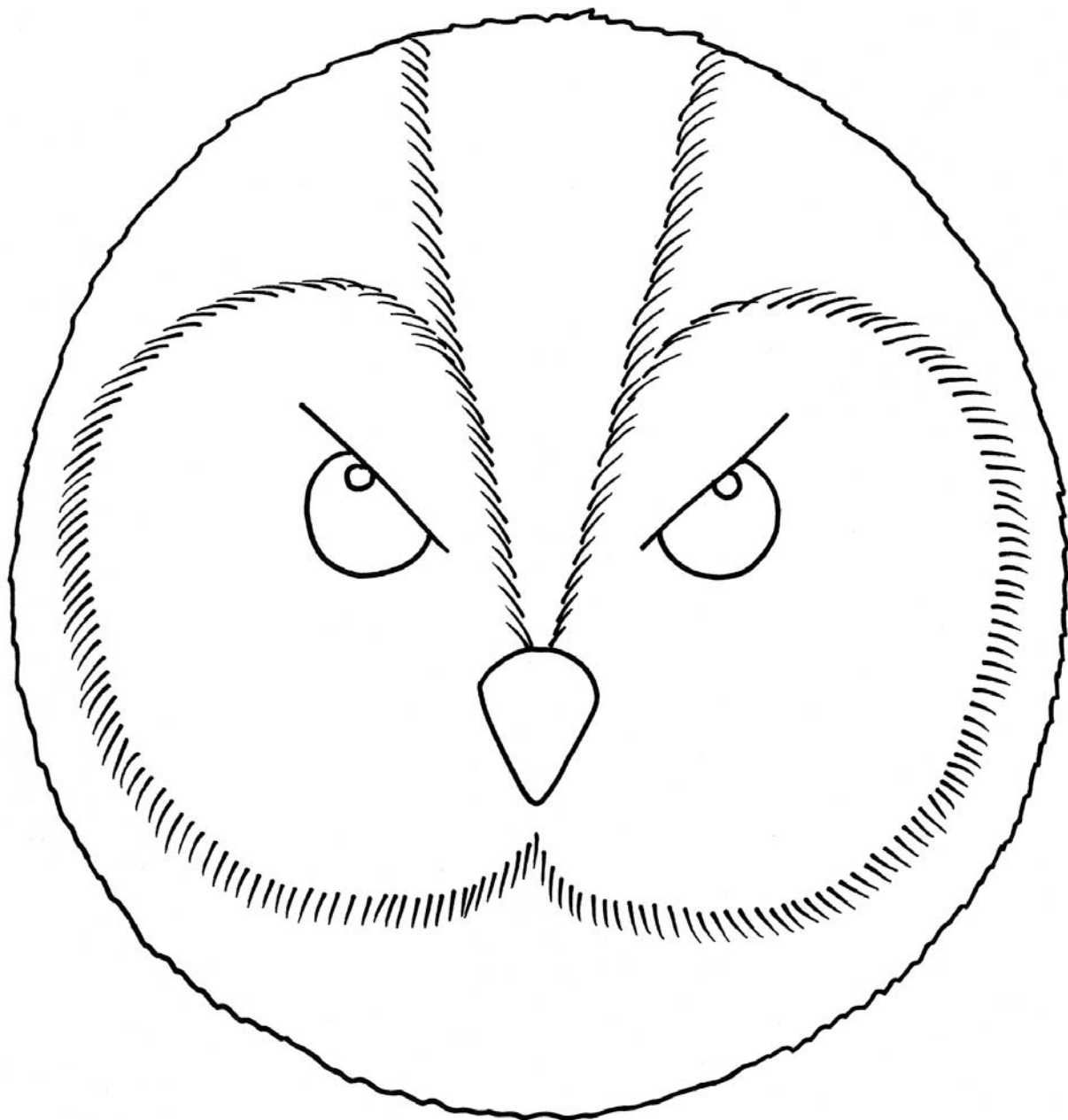


**Mole**

# Role-play masks

Itch 2

Colour in and cut out the masks, then re-enact the story.




Owl

# Role-play masks

Itch 2


Colour in and cut out the masks, then re-enact the story.



**Squirrel**

# Butterfly puppet

Make your own butterfly puppet to go with your masks!



Finger loop


- 1 Cut out butterfly and finger loop.
- 2 Curl finger loop round finger and stick ends together.
- 3 Stick finger loop to underside of butterfly.



# Itchy Bear hand puppet

Itch 4

Cut out the front and back of Itchy Bear along the dotted lines and stick together. Remember to leave an opening at the base for your hand!



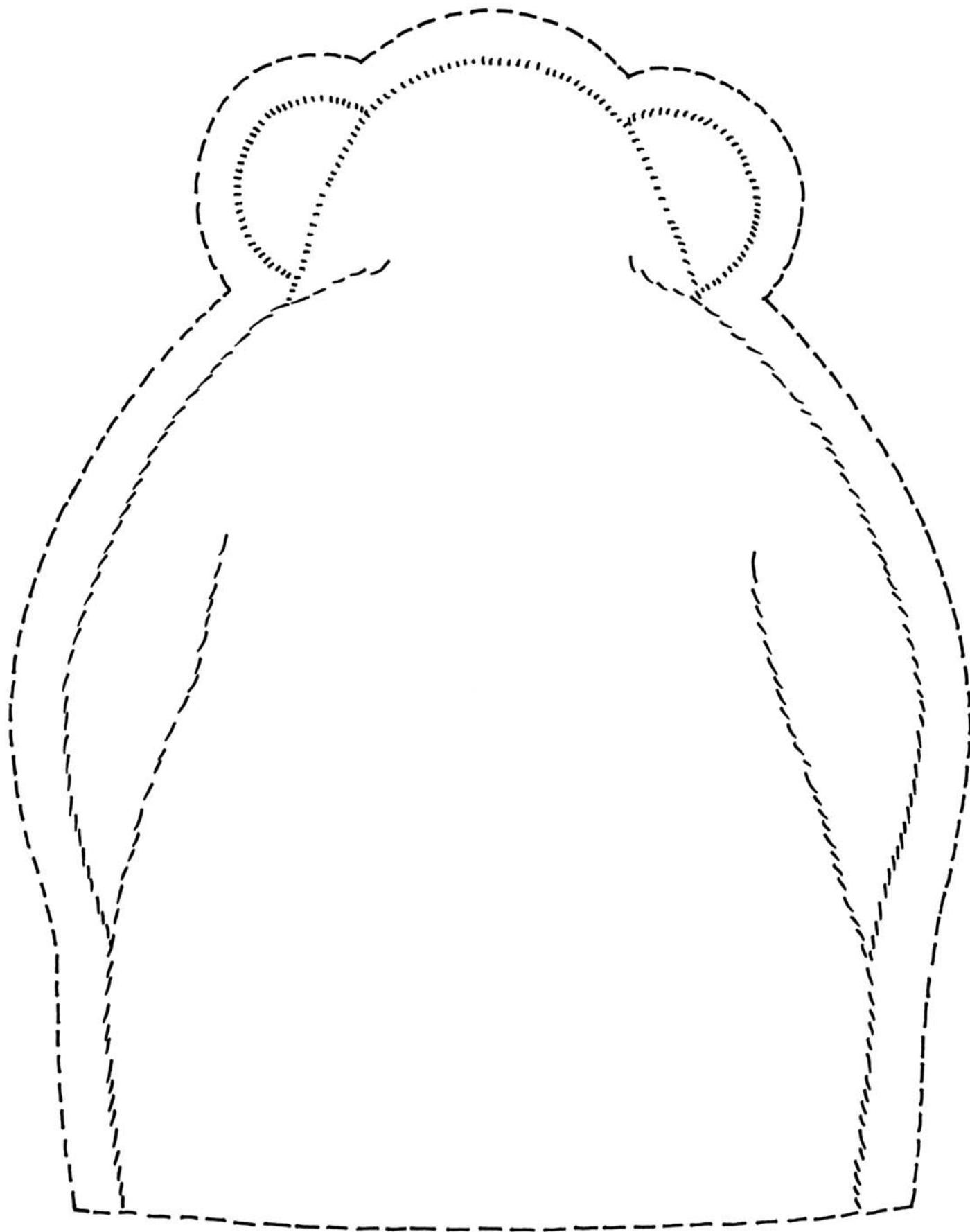
Leave open at base

Front

# Itchy Bear hand puppet

Itch 4

Cut out the front and back of Itchy Bear along the dotted lines and stick together. Remember to leave an opening at the base for your hand!

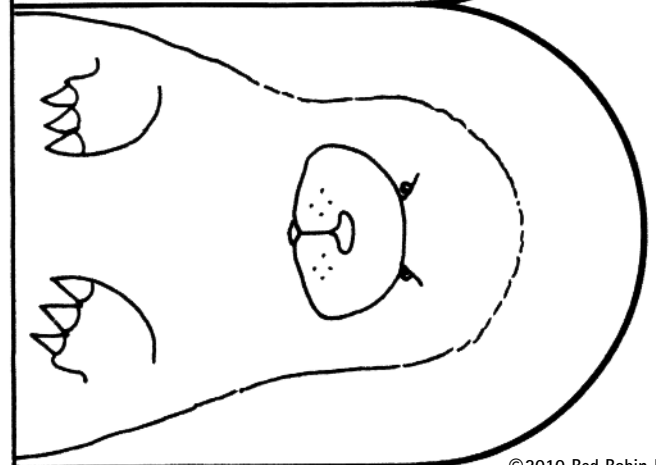


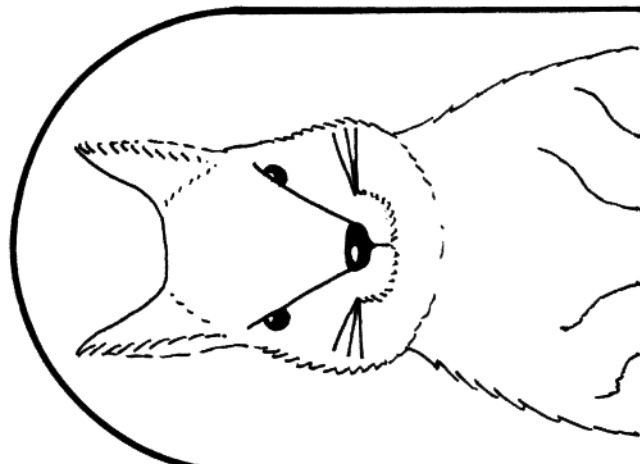

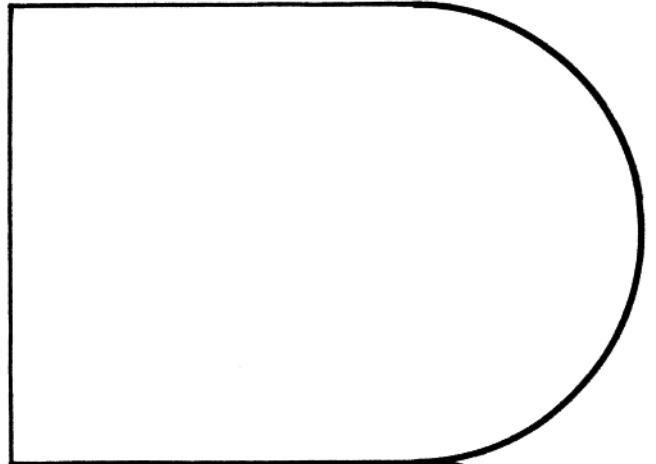
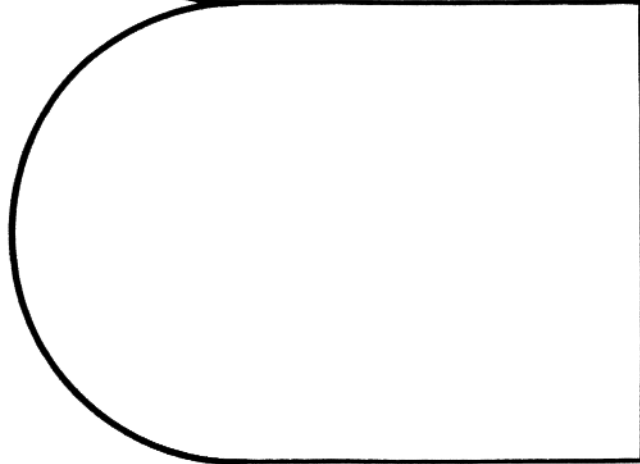
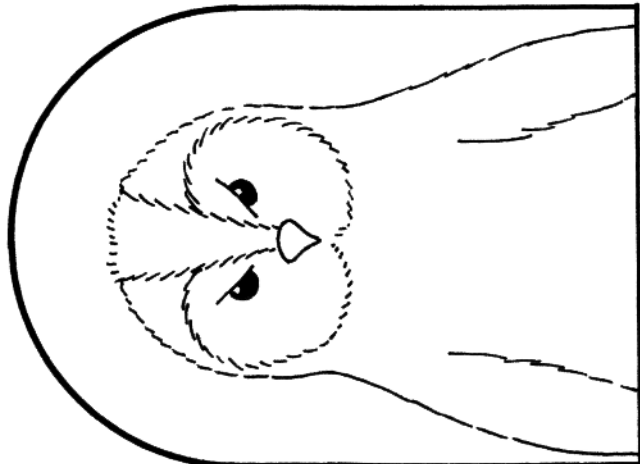


Leave open at base

**Back**

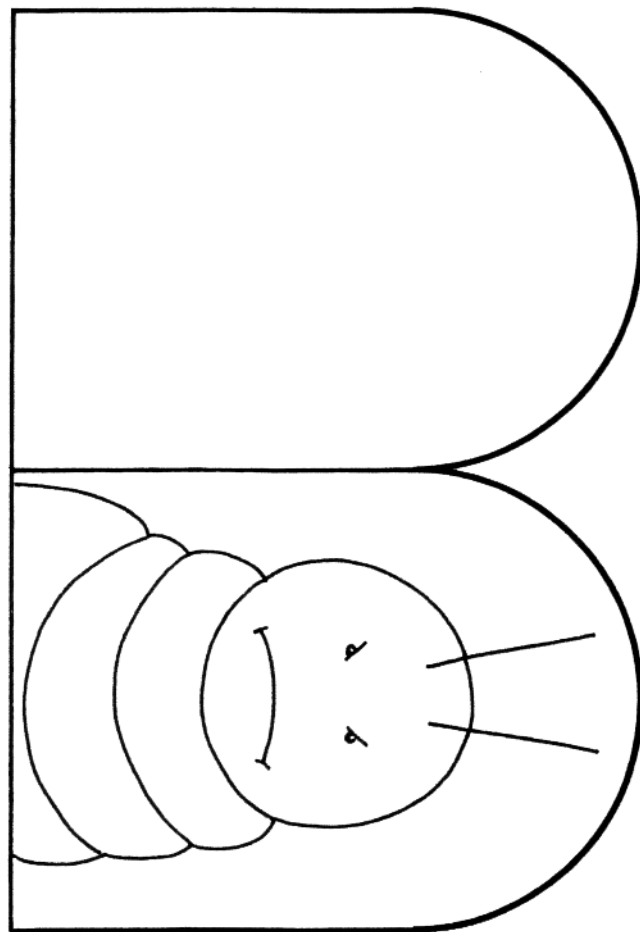

# Finger puppets

Cut out and colour in the finger puppet templates. Fold them in half and stick together, leaving the base open so you can get your finger in.



# Finger puppets

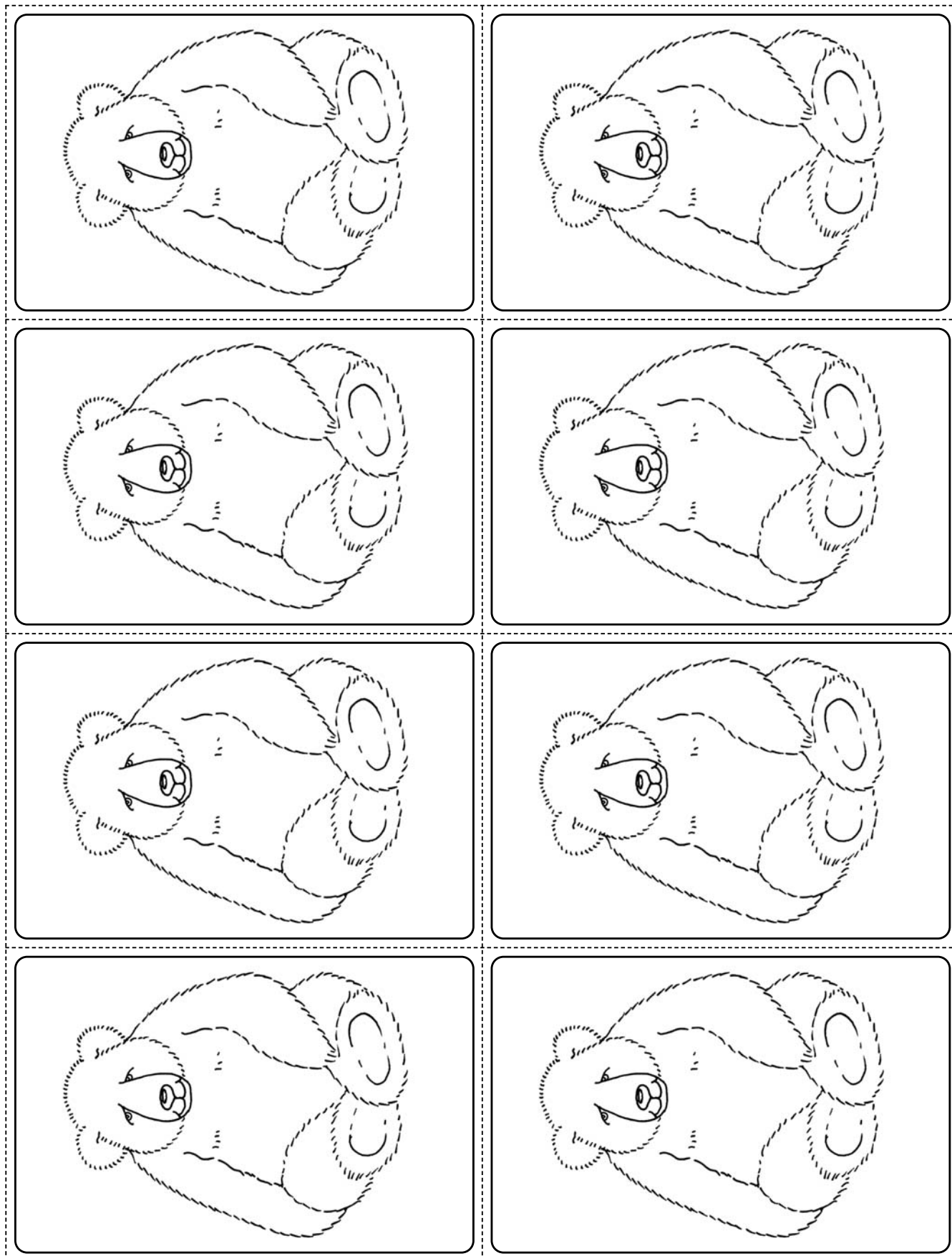
Cut out and colour in the finger puppet templates. Fold them in half and stick together, leaving the base open so you can get your finger in.



# Super sequencers, Magic matchers and Perfect pairs

Itch 6

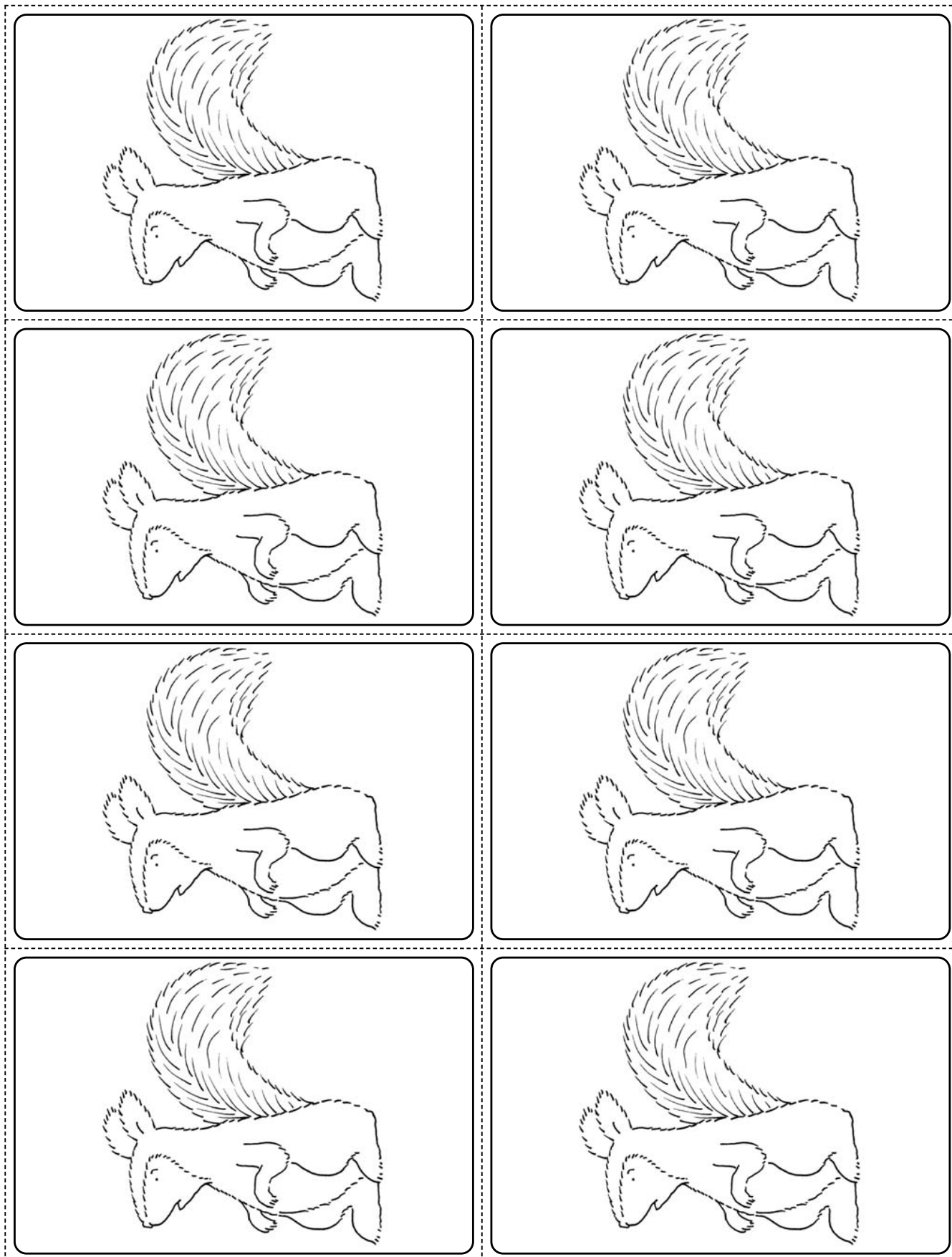
Colour in and cut out the cards to play a sequencing game. Alternatively, play Snap or Pairs with a group of friends. Use these cards with Itch 7 to play Magic matchers and Perfect pairs.



# Super sequencers, Magic matchers and Perfect pairs

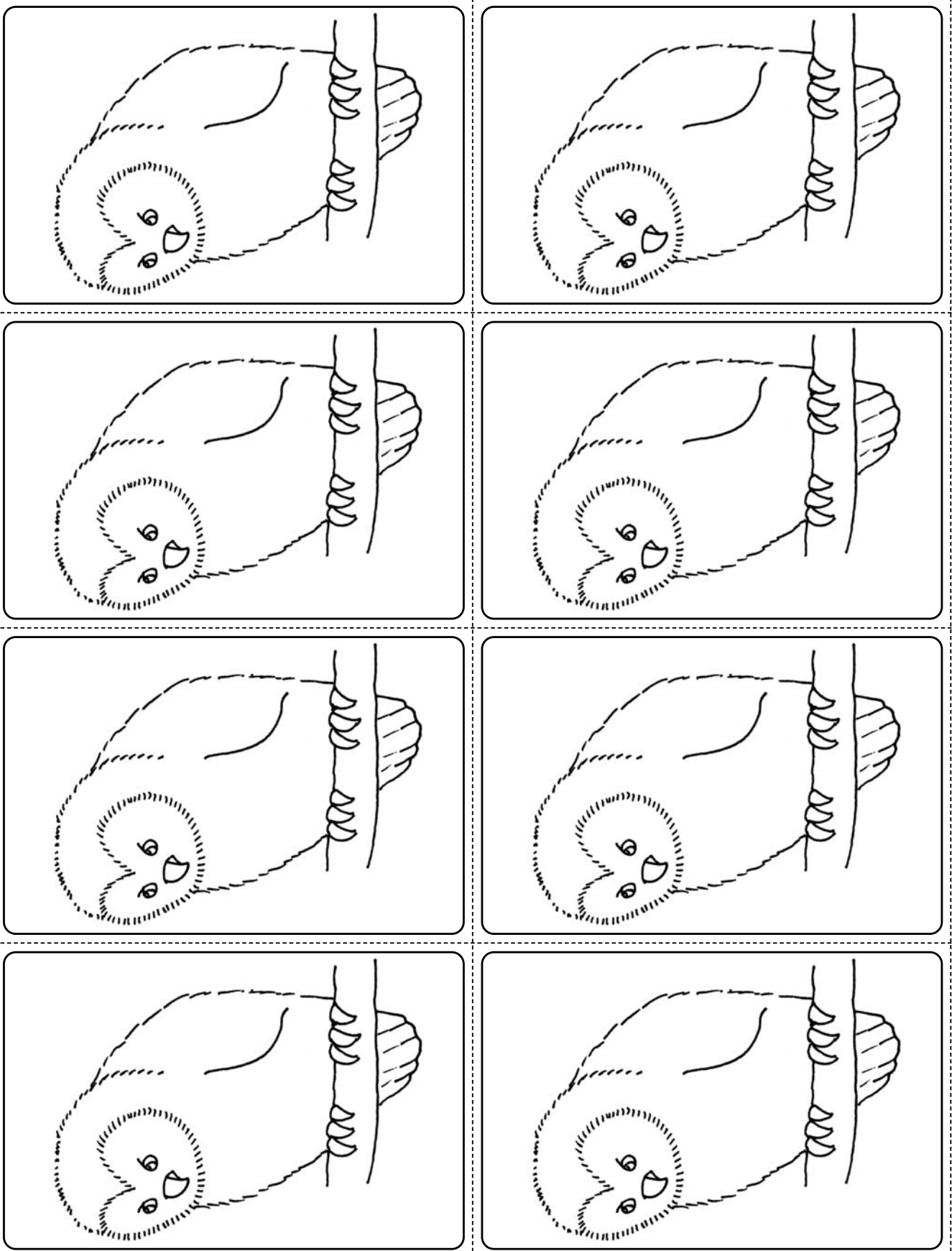
Itch 6

Colour in and cut out the cards to play a sequencing game. Alternatively, play Snap or Pairs with a group of friends. Use these cards with Itch 7 to play Magic matchers and Perfect pairs.



# Super sequencers, Magic matchers and Perfect pairs

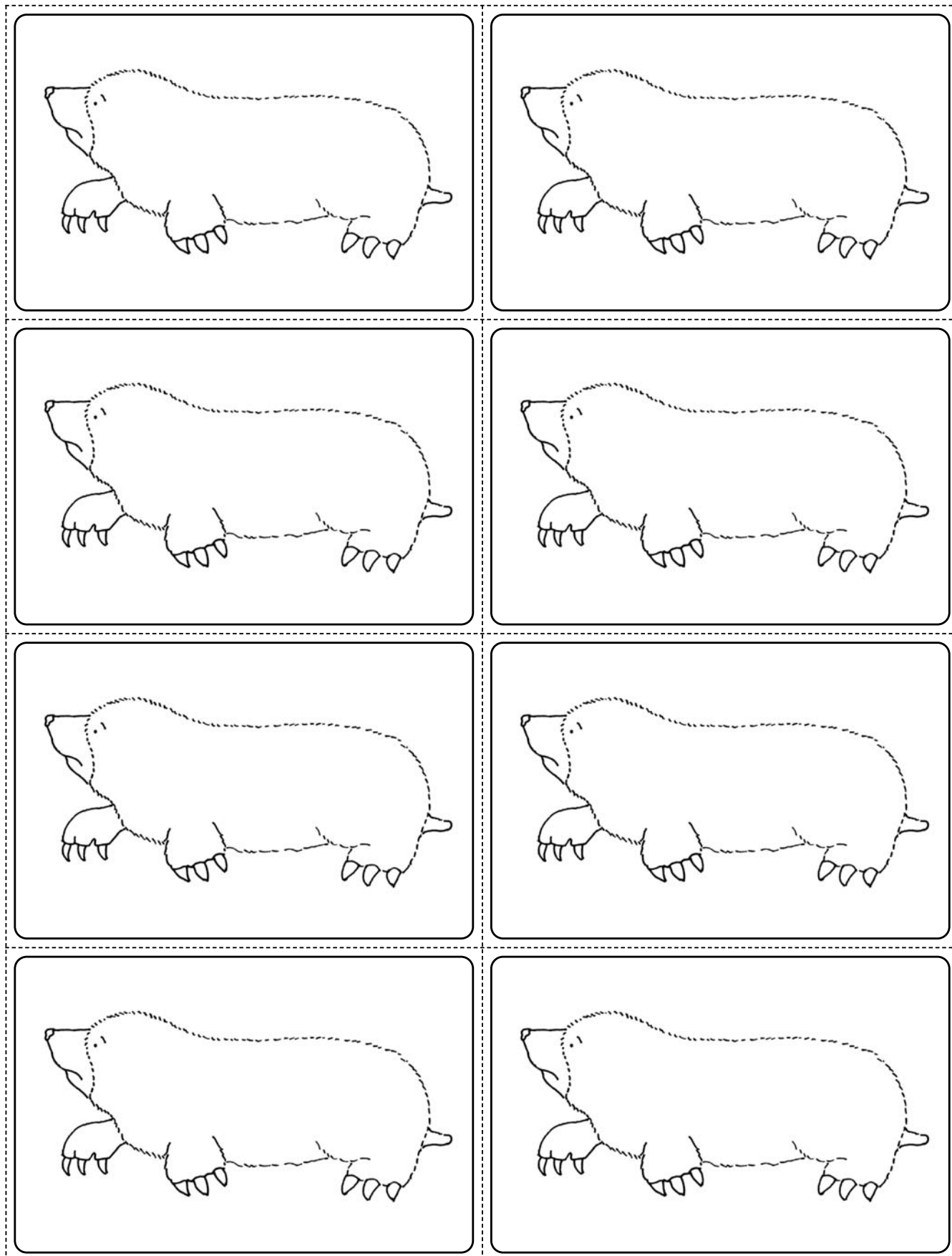
Colour in and cut out the cards to play a sequencing game. Alternatively, play Snap or Pairs with a group of friends. Use these cards with Itch 7 to play Magic matchers and Perfect pairs.



# Super sequencers, Magic matchers and Perfect pairs

Itch 6

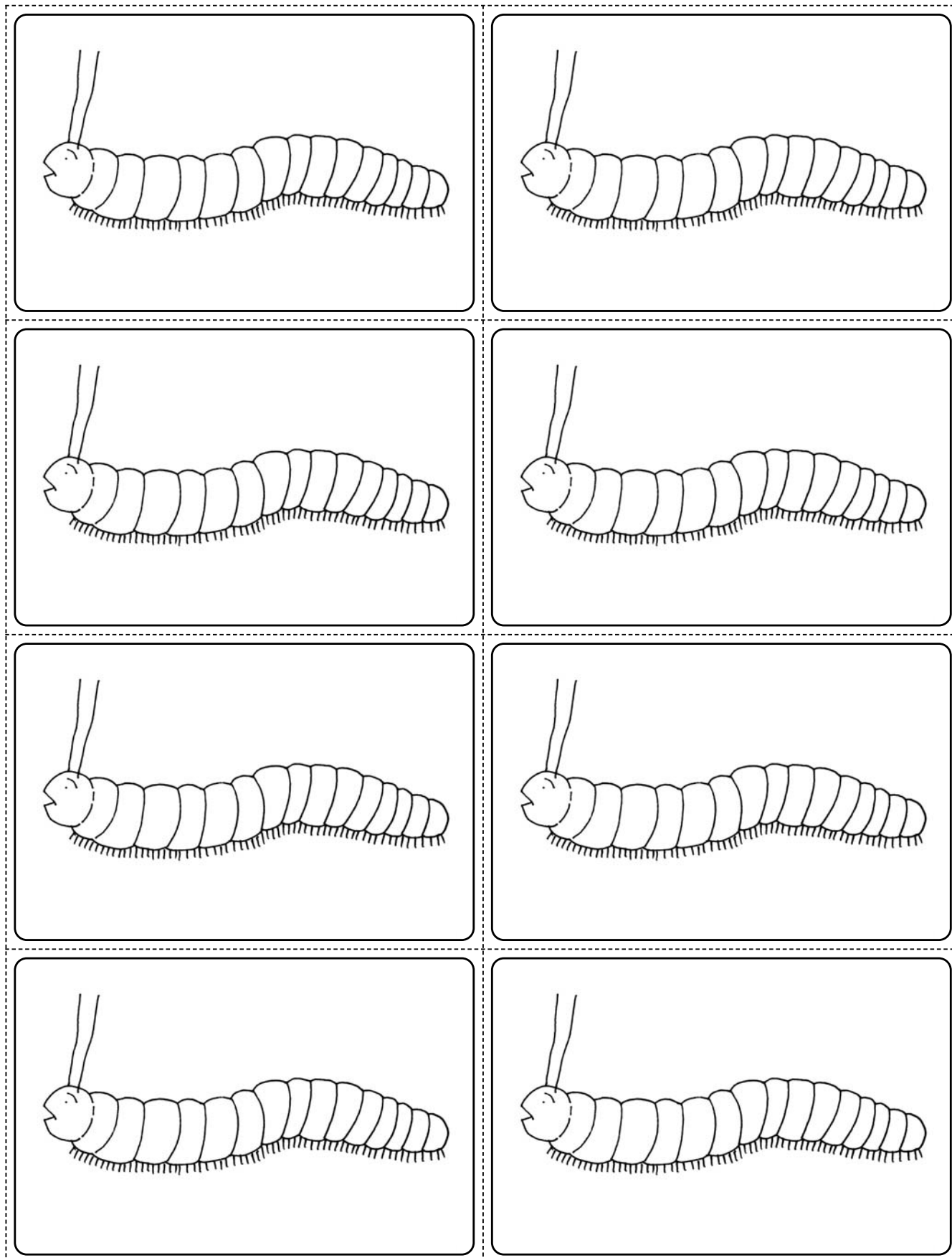
Colour in and cut out the cards to play a sequencing game. Alternatively, play Snap or Pairs with a group of friends. Use these cards with Itch 7 to play Magic matchers and Perfect pairs.



# Super sequencers, Magic matchers and Perfect pairs

Itch 6

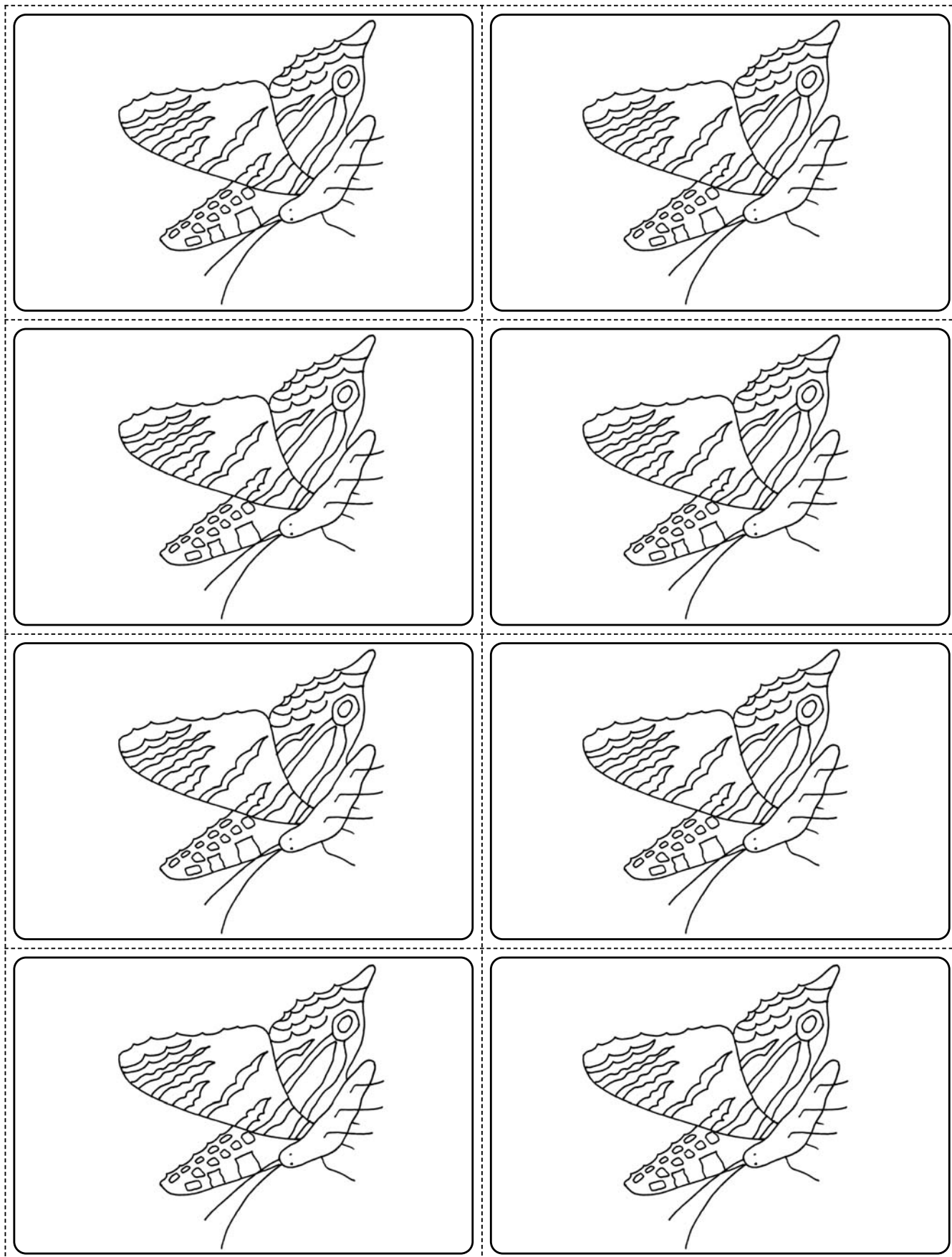
Colour in and cut out the cards to play a sequencing game. Alternatively, play Snap or Pairs with a group of friends. Use these cards with Itch 7 to play Magic matchers and Perfect pairs.



# Super sequencers, Magic matchers and Perfect pairs

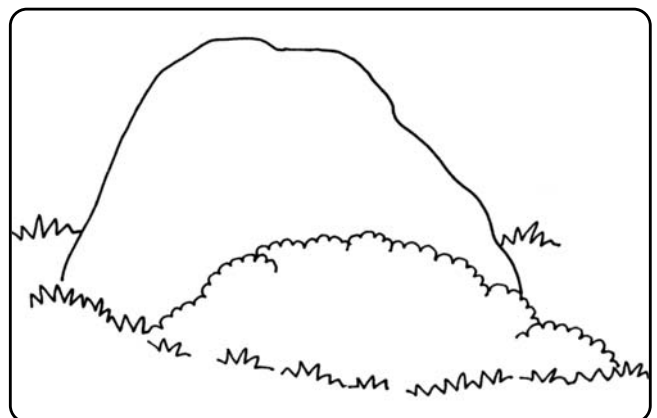
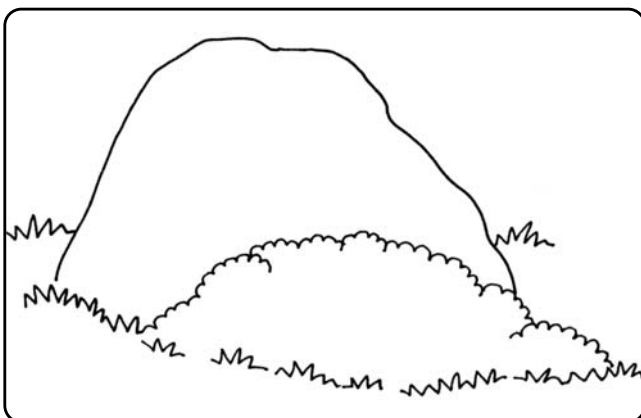
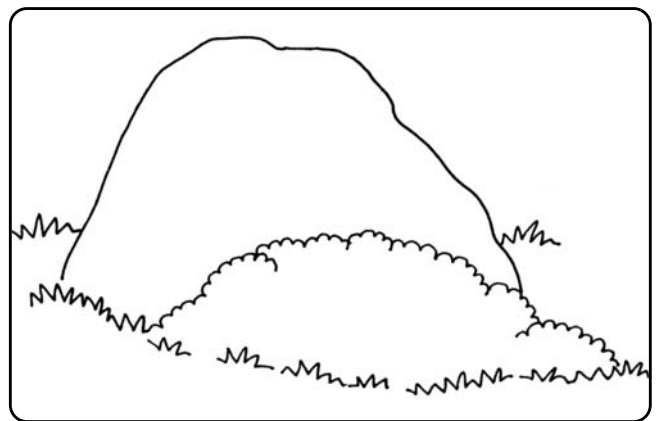
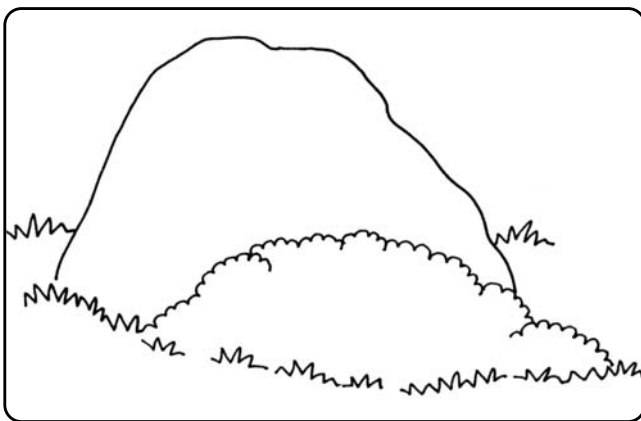



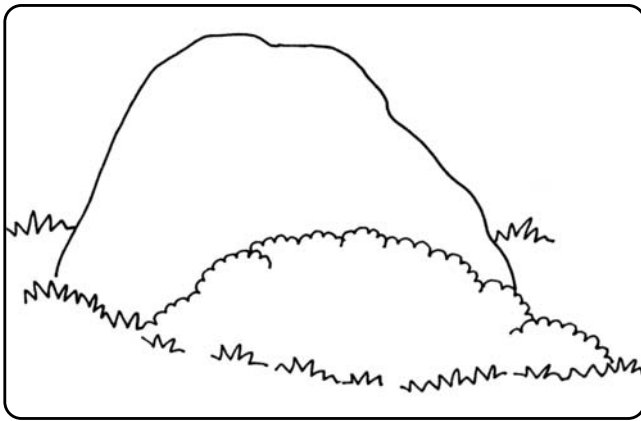
Itch 6

Colour in and cut out the cards to play a sequencing game. Alternatively, play Snap or Pairs with a group of friends. Use these cards with Itch 7 to play Magic matchers and Perfect pairs.



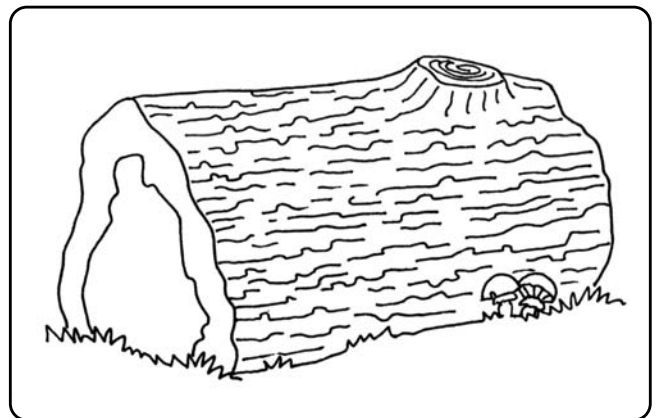
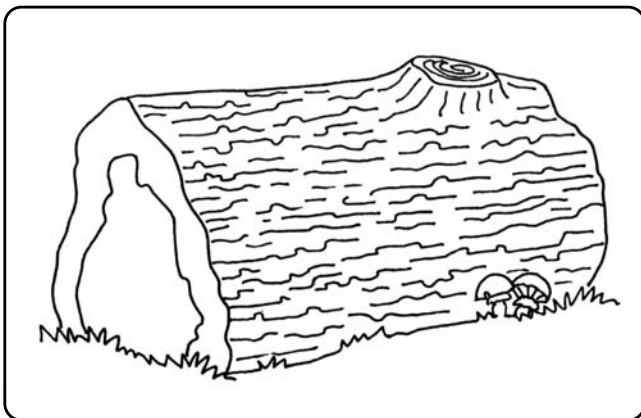
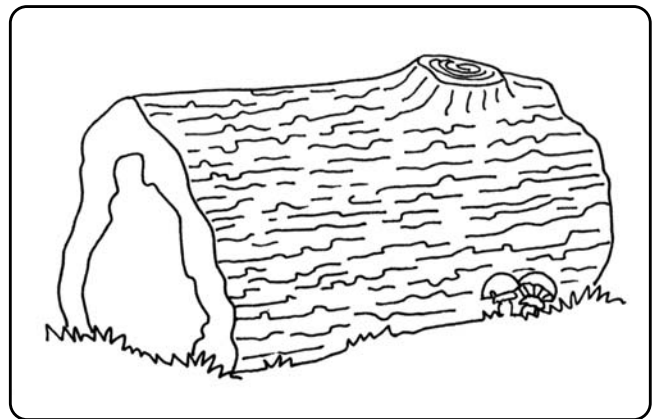

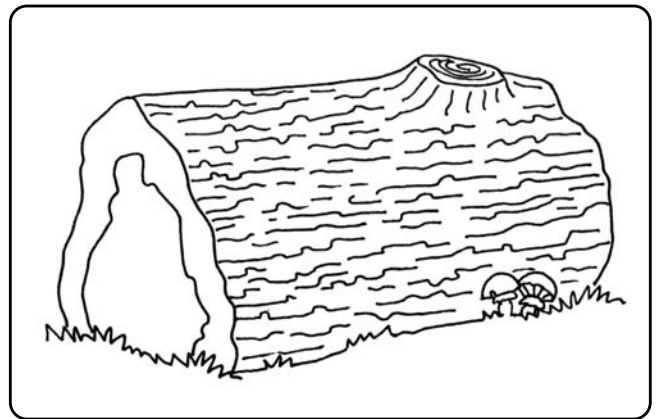



# Magic matchers and Perfect pairs

Colour in and cut out the cards to play Snap or Pairs with a group of friends. Use these cards with Itch 6 to play Magic matchers and Perfect pairs.



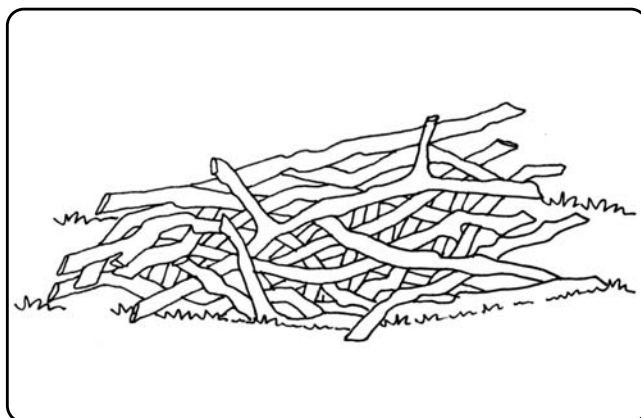
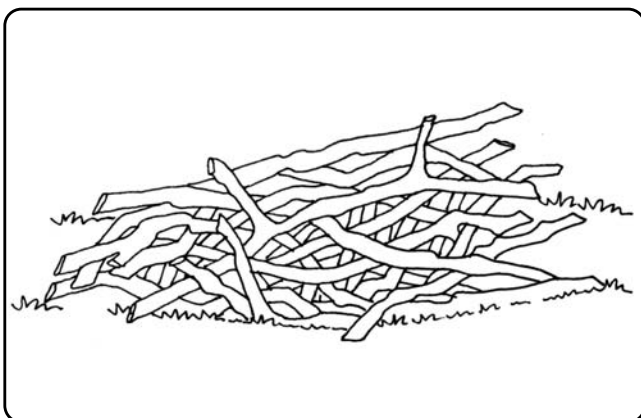
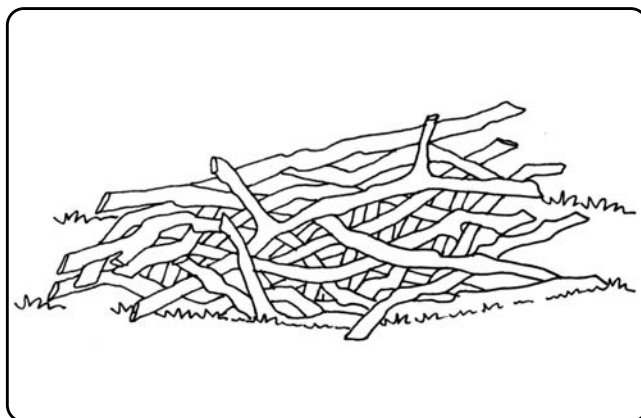
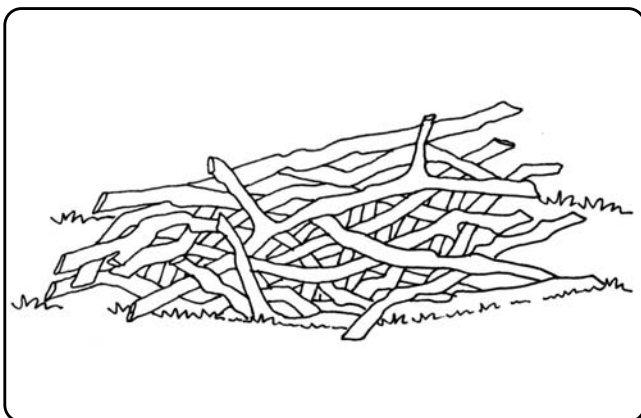
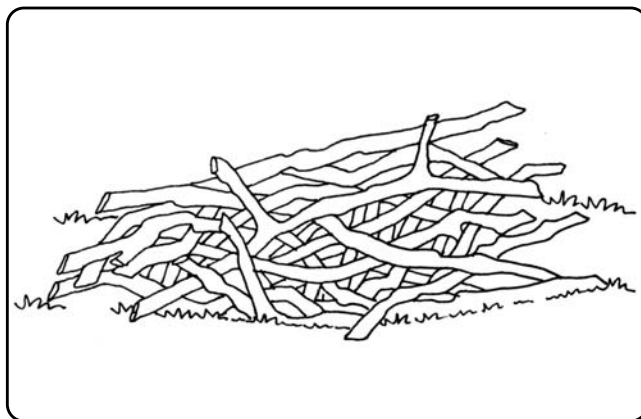
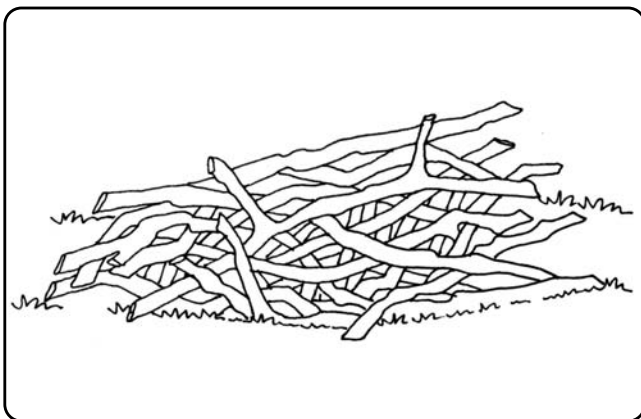
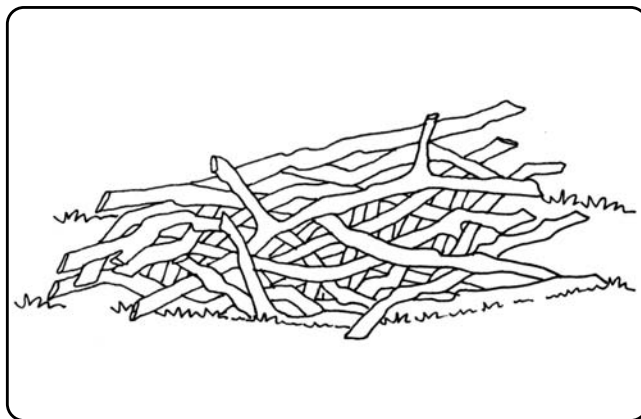
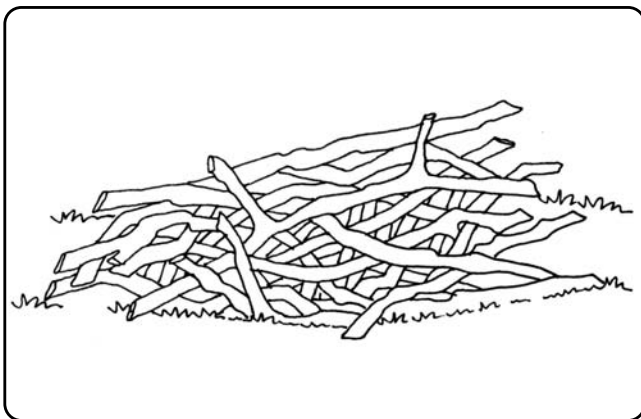
# Magic matchers and Perfect pairs

Colour in and cut out the cards to play Snap or Pairs with a group of friends. Use these cards with Itch 6 to play Magic matchers and Perfect pairs.




# Magic matchers and Perfect pairs

Colour in and cut out the cards to play Snap or Pairs with a group of friends. Use these cards with Itch 6 to play Magic matchers and Perfect pairs.




# Magic matchers and Perfect pairs

Colour in and cut out the cards to play Snap or Pairs with a group of friends. Use these cards with Itch 6 to play Magic matchers and Perfect pairs.



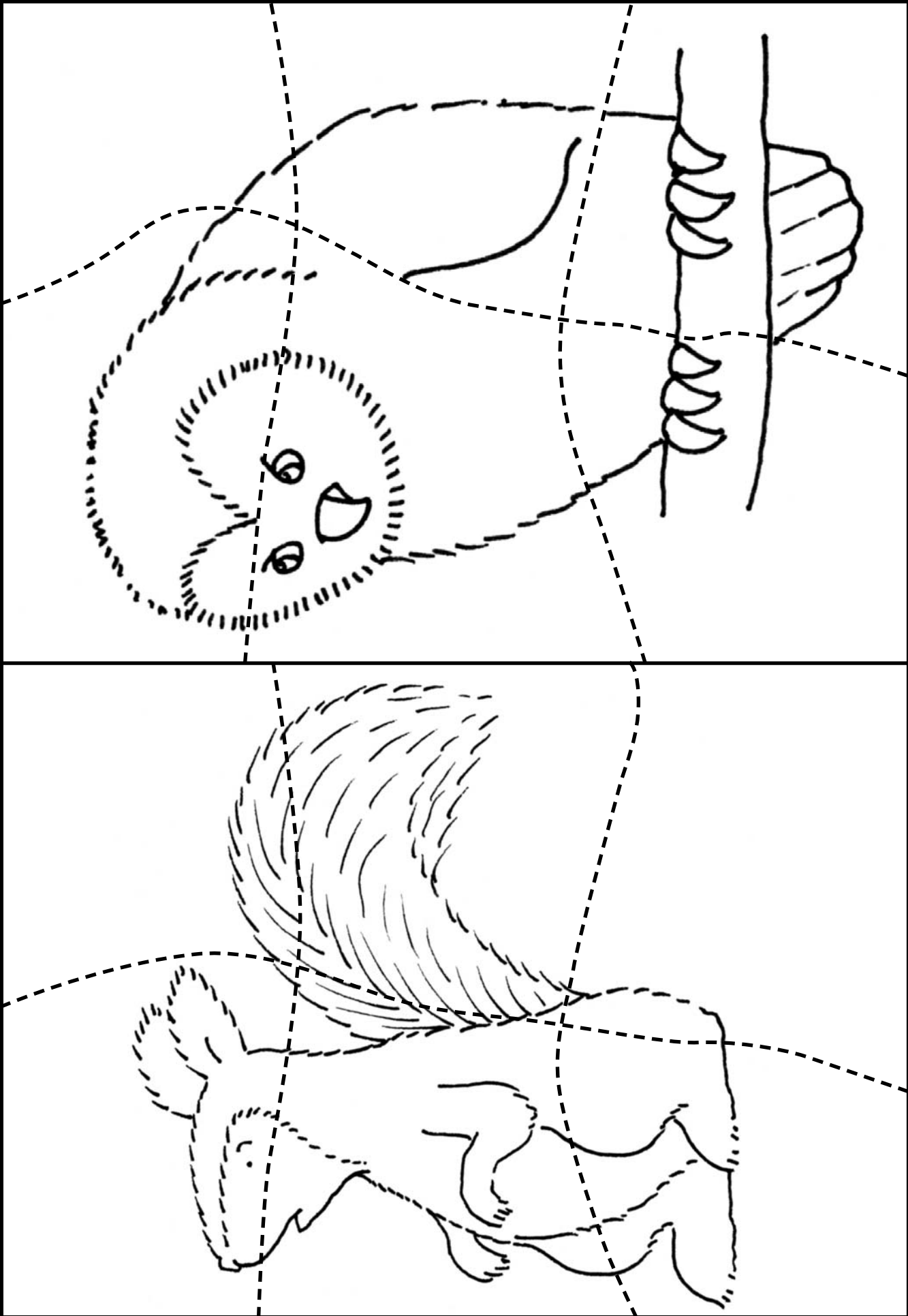
# Jigsaw race

Colour in, cut out and piece back together again!



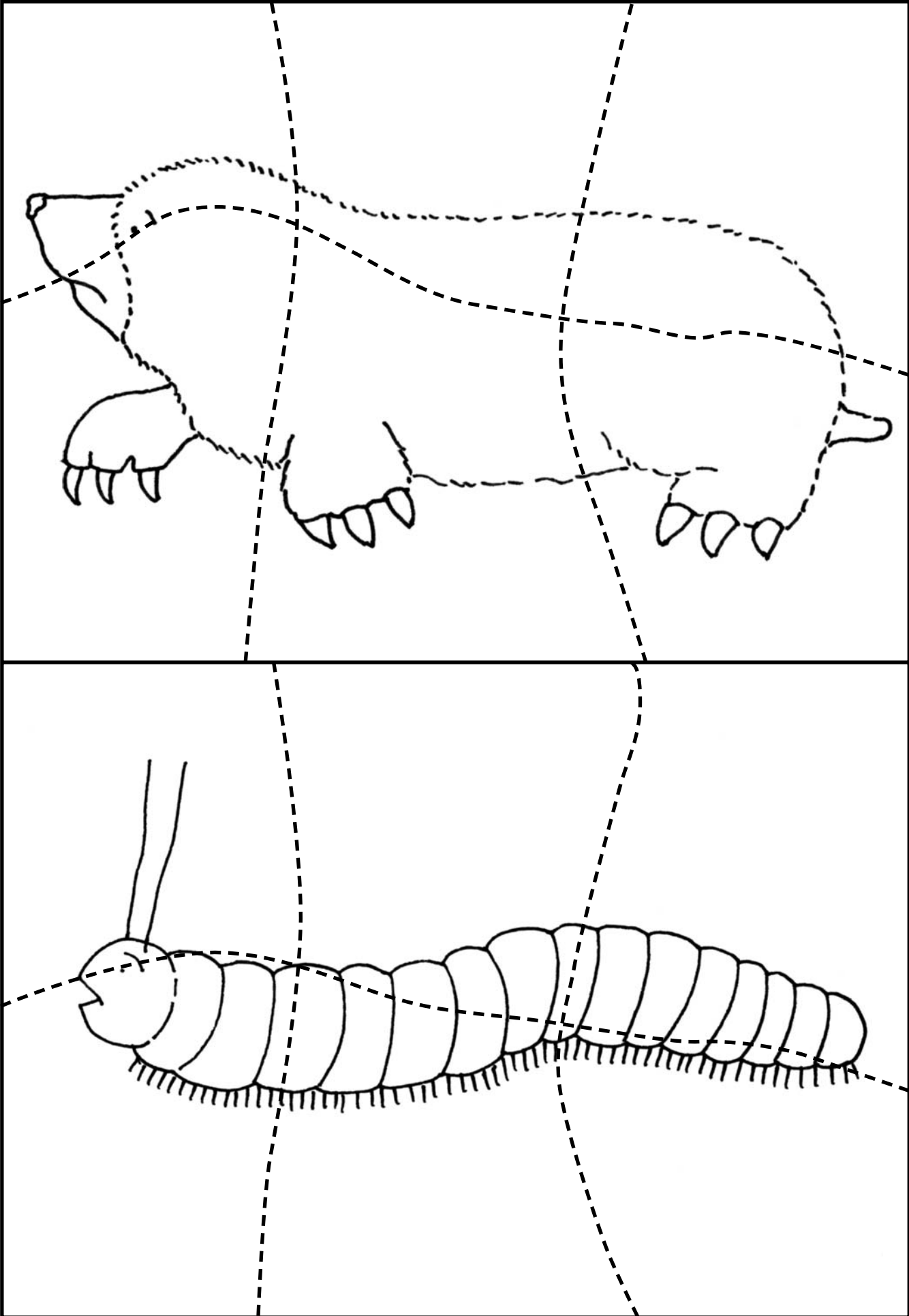
# Jigsaw race

Colour in, cut out and piece back together again!



# Jigsaw race


Colour in, cut out and piece back together again!




# Bookmark and badge

Itch 9

Colour in and cut out!



Itchy Bear



Neil Griffiths



## Chin and tummy

*Chin, tummy,*

*Ears and toes,*

*Ears and toes.*

*Chin, tummy,*

*Ears and toes,*

*Ears and toes.*

*Arm and bottom, knees and eyes,*

*Chin, tummy,*

*Ears and toes,*

*Ears and toes.*

# Song sheet 2

## **If you're itchy and you know it!**

### **V1**

*If you're itchy and you know it, itch your ears,*

*If you're itchy and you know it, itch your ears,*

*If you're itchy and you know it, and you really want to show it,*

*If you're itchy and you know it, itch your ears.*

### **V2**

*If you're itchy and you know it, find a branch,*

*If you're itchy and you know it, find a branch,*

*If you're itchy and you know it, and you really want to scratch it,*

*If you're itchy and you know it, find a branch.*

# Song sheet 3

## **Itchy Bear had an itch**

*Itchy Bear, he had an itch and he found a rock.*

*And on that rock he placed his bottom, ready for a scratch.*

*With a scratch, scratch here and a scratch, scratch there.*

*Here a scratch, there a scratch, everywhere a scratch, scratch.*

*Itchy Bear, he had an itch, but it now has gone!*