

# Albert's tuneful trunk!

The fun has just begun!

Parent resources

**Neil Griffiths**

Illustrated by

**Judith Blake**



# Albert's tuneful trunk! – Parent resources

As our title suggests, the following set of free resources for parents and carers will guarantee that your storytimes at home are fun from start to finish! Designed to help parents make the most of storytimes, we have provided suggestions for questions that you can ask your child, to help get them fully involved in the story. We have also provided you with ideas on how to read the story aloud. But storytime shouldn't just end with the story. With this in mind, we have included a set of craft and game activities to ensure the fun really has just begun!

## Introducing the story

---

- Show a collection of curly items.
- Start to eat a Curly Wurly® chocolate bar!
- Play some Glen Miller-style music to create an atmosphere.
- Hum or whistle a tune to yourself!
- Blow a paper party blowout noisemaker.

## Questions to ask before the story begins

---

- Play some Glen Miller-style music and ask: *What instruments can you hear?*
- *Who has seen an elephant? Where?*
- *What are elephants' trunks used for?*
- *What do you think this story might be about?*
- *What does tuneful mean?*

## Some read-aloud ideas

---

- As you read the opening page, walk around as if you are following someone. Also, point your finger and twist and spiral it in the air like Albert's trunk. Do this each time the word *curl* appears in the story. Put your hands on your hips crossly when saying:  
*Your trunk will stay curly ...*
- On the page beginning *At night time*, twist your finger again, then put both hands to the side of your head to show you are going to sleep.
- Make splashing and sucking noises on the page where Albert is in the water with his uncle. Laugh as you read the word *tickle*.
- Point your finger angrily on the page beginning *Well, yes, you've guessed it*. Pretend to be Albert's mum and dad.

# Albert's tuneful trunk! – Parent resources

- Act out some of the pictures on the page beginning *His family did all they could to straighten it...* You could have a tug of war. Mime stretching, hanging and flattening!
- Laugh uncontrollably when the elephant herd laugh at Albert.
- Let out a trumpeting blast on the page beginning *Albert was cross*. Then play *Albert's Safari Melody*, which can be found on the CD-ROM at the back of the book. Repeat on the next page, but use *Albert's Jungle Melody*.
- Play *Albert's Safari Swing*, which can be found on the CD-ROM at the back of the book. Dance when you read the page beginning *It was so beautiful that the whole herd began to dance*.
- On the last page, wrap your arms around objects, or around each other.

## Questions to ask as you read the story

(to encourage prediction, careful listening and to hold attention)

---

- *Why didn't Albert listen to his mum? Are there times when you don't listen?*
- *Do you do anything to help you drop off to sleep?*
- *What do you think might happen to Albert's trunk?*
- *Can you think of things in our home that Albert could curl his trunk around?*
- *What will happen to Albert's trunk? How will they straighten it?*
- *Has anyone made fun of you?*
- *Why is Albert playing beautiful music now?*
- *Does this music make you want to dance?*
- *Would you like to be in a band? What instrument would you like to play?*

## Questions to ask after you have read the story

(to assess understanding and memory)

---

Ask some of the following questions in any order:

- *When did Albert like to curl his trunk?*
- *Why didn't he listen to his mum or dad?*
- *What did his mum, dad and uncle tell him?*
- *How did they try to straighten his trunk?*
- *What happened when Albert played a beautiful tune?*
- *What are the rest of the herd now trying to do?*

## Enjoying the illustrations

---

- *How many curly trunks can you count in the story?*
- *How many stars are there in the night sky?*

# Albert's tuneful trunk! – Parent resources

- Turn to the page beginning *Soon, the whole jungle heard about Albert's ...* Look closely at the two pages together. Close the book and ask the following questions.

*How many monkeys were there?*

*Who was Albert dancing with?*

*Who was holding the lion's hand?*

## Imaginative role-play

---

### Ideas for instant role-play:

- Make space for a dance floor.
- Have a disco.
- Suck up drinks through curly straws.
- Roll out Plasticine® or dough into 'trunk' shapes, then curl them up and straighten them again.
- Put curlers in your hair!
- Curl up to read!

## Story crafts

---

- Make your own dangling spirals using **ALB 1**.
- Make an elephant mobile using **ALB 2**.
- Make a musical note mobile using **ALB 3**.
- Create jungle flowers using **ALB 4**.
- Enjoy colouring in **ALB 5**.

## Book games

---

- Play **Pin the trunk on Albert** using **ALB 6**.
- Play **Whose trunk is in the bucket?** using **ALB 7**.
- Find out who has the longest trunk using **ALB 8**.
- Enjoy completing the Albert jigsaw puzzle using **ALB 9**.

## Book fun!

---

- Make your own bookmark and badge using **ALB 10**.
- Make Albert and his mum and dad finger puppets using **ALB 11**. Put your fingers through the holes for trunks!

# Albert's tuneful trunk! – Parent resources

## Song and dance time!

---

Sing to the tune of *The farmer's in his den*. It can be printed off using **ALB 12**.

### I'm curling up my trunk

#### V1

*I'm curling up my trunk,  
I'm curling up my trunk,  
E-I-Adio, I'm curling up my trunk.*

#### V2

*Your trunk will stay like that,  
Your trunk will stay like that,  
E-I-Adio, your trunk will stay like that.*

#### V3

*I like it just like this,  
I like it just like this,  
E-I-Adio, I like it just like this.*

#### V4

*Oh, no, it won't uncurl!  
Oh, no, it won't uncurl!  
E-I-Adio, oh, no, it won't uncurl!*

#### V5


*We warned you, didn't we?  
We warned you, didn't we?  
E-I-Adio, we warned you, didn't we?*

# Albert's tuneful trunk! – Parent resources

Play *Albert's Safari Swing* and *Albert's Jungle Jive*, which can be found on the CD-ROM at the back of the book, and try these different dance moves to the music:



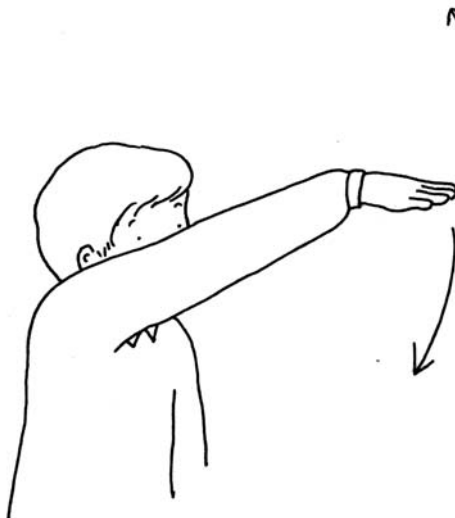
Twirl arms around each other.




Twirl fingers around each other.



Twirl fingers with arms up in the air.



One arm out like a trunk and sway it up and down.




One arm out like a trunk and sway it from side to side.




Pretend to play a trumpet. One hand at the mouth, the other plays keys.

The fun has just begun!

# Albert's tuneful trunk! – Parent resources



Twirl your partner around.




Twist your partner around by the waist, using two hands.



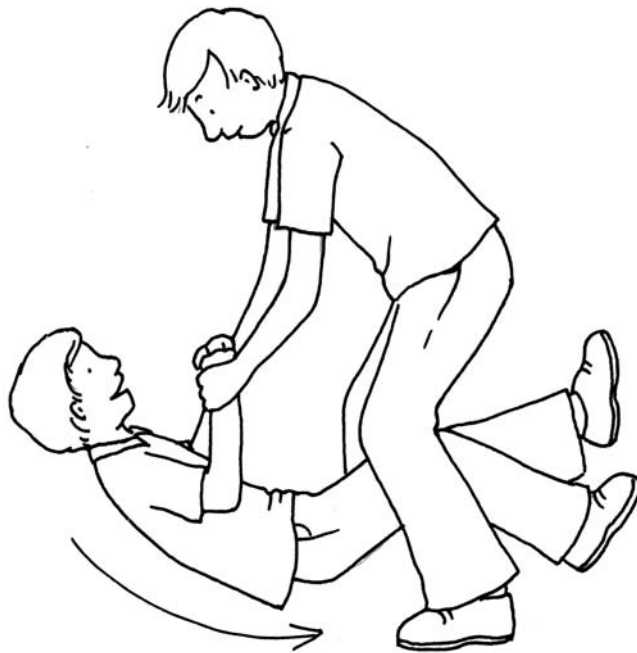
Follow your partner, holding back of trousers.

The fun has just begun!

# Albert's tuneful trunk! – Parent resources



Stretch their trunk!  
Hold your partner's hand with both hands.



Slide partner between your legs.

## Snack time

---

- Peel apples and oranges to make spirals from the skin (adults will need to do this).
- Make spirals with icing tubes on biscuits and cakes!
- Eat curly pieces of liquorice!

The fun has just begun!